

**“Student Right to Know” or IPEDS Graduation Rate  
2018**

The overall graduation rate is also known as the “Student Right to Know” or IPEDS graduation rate. It tracks the progress of students who began their studies as full-time, first-time degree- or certificate-seeking students to see if they complete a degree or other award such as a certificate within 150% of “normal time” for completing the program in which they are enrolled. The graduation rate reported below is for students who began their studies in 2011-2012.

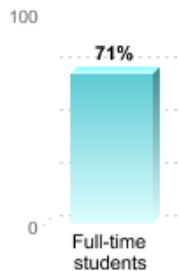
Some institutions also report a transfer-out rate, which is the percentage of the full-time, first-time students who transferred to another institution. Note that not all students at the institution are tracked for these rates. Students who have already attended another postsecondary institution are not tracked for this rate.

RETENTION AND GRADUATION RATES

FIRST-TO-SECOND YEAR RETENTION RATES

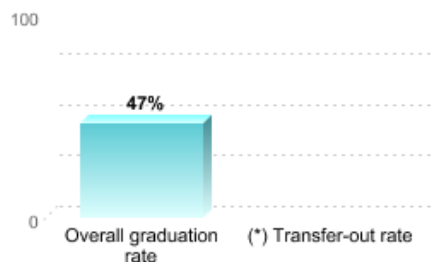
Retention rates measure the percentage of first-time students who are seeking bachelor's degrees who return to the institution to continue their studies the following fall.

RETENTION RATES FOR FIRST-TIME STUDENTS PURSUING BACHELOR'S DEGREES



Percentage of Students Who Began Their Studies in Fall 2015 and Returned in Fall 2016

OVERALL GRADUATION AND TRANSFER-OUT RATES FOR STUDENTS WHO BEGAN THEIR STUDIES IN 2011-12



Percentage of Full-time, First-Time Students Who Graduated or Transferred Out Within 150% of "Normal Time" to Completion for Their Program

▪ (\*) Not all institutions report transfer-out rates.

The above information was reported to the U.S. Department of Education via the Integrated Postsecondary Education Data System (IPEDS) and is available for review at <https://nces.ed.gov/ipeds/datacenter/InstitutionProfile.aspx?unitId=acabadb3afb0>. The IPEDS survey is conducted by the National Center for Education Statistics (NCES). Survey results are displayed on the IPEDS College Navigator site <http://nces.ed.gov/collegenavigator>

“Student Right to Know” or IPEDS Graduation Rate  
2018

Graduation rates of full-time, first-time, degree/certificate-seeking undergraduates within 150% of normal time to program completion, by gender and race/ethnicity and transfer out-rate: 2011 cohort

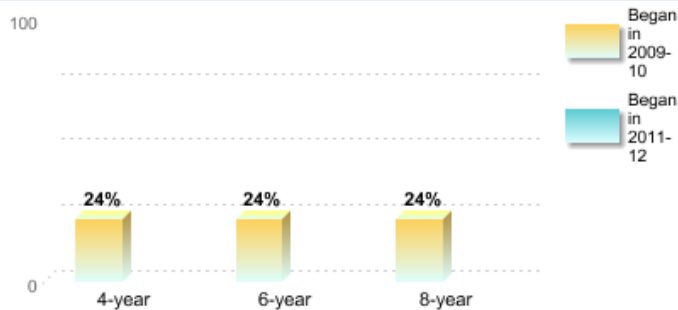
	Rate
<b>Overall graduation rates</b>	
Total	47%
Men	41%
Women	51%
American Indian or Alaska Native	32%
Asian	37%
Black or African American	26%
Hispanic or Latino	55%
Native Hawaiian or Other Pacific Islander	26%
White	49%
Two or more races	38%
Race/ethnicity unknown	48%
Nonresident alien	
<b>Transfer out-rate</b>	

Graduation rates are based on the student's completion status as of August 31, 2017

**BACHELOR'S DEGREE GRADUATION RATES**

Bachelor's degree graduation rates measure the percentage of entering students beginning their studies full-time and are planning to get a bachelor's degree and who complete their degree program within a specified amount of time.

**GRADUATION RATES FOR STUDENTS PURSUING BACHELOR'S DEGREES**



Percentage of Full-time, First-time Students Who Graduated in the Specified Amount of Time and Began in 2009-10 or 2011-12

The above information was reported to the U.S. Department of Education via the Integrated Postsecondary Education Data System (IPEDS) and is available for review at <https://nces.ed.gov/ipeds/datacenter/InstitutionProfile.aspx?unitId=acabadb3afb0>. The IPEDS survey is conducted by the National Center for Education Statistics (NCES). Survey results are displayed on the IPEDS College Navigator site <http://nces.ed.gov/collegenavigator>